

New Zealand 2023 Speaker Biographies

Table of Contents

Laura Aileone.....	3
Dr Antony Bedggood.....	3
Dr Iain Bell.....	3
Dr Rachel Belsham.....	4
Dr Vanessa Bowden	4
Greg Brogden	4
Prof. Tim Buckenham.....	4
Dr Amy Burrows	5
Penny Cain	5
Dr Matt Chae	5
Dr Elza Cloete	5
Marielle Craven	6
Nicole Curtis	6
Rex de Ryke	6
Alison Deslandes.....	7
Dr Ellen Edmonds.....	7
Catherine Evans	7
Darshna Govind.....	7
Andrew Graham.....	8
Leanne Griffiths	8
Dave Grono	8
Laura Higham.....	9
Gerry Hill	9
Sam Johnson	9
Dr Manar Khashram.....	10
Dr Aasim Khan.....	10
Dr Zach Kidman	10
Andy Kindon	10
Hannah Latta.....	11
Dr Jacques Loubser	11
Josie Macfarlane.....	11
Emma Manunui	11

Jo McCann	12
Grace McCauley.....	12
Dr Rachael McEwing	12
Rebecca Millen.....	13
Tamara Milne.....	13
Dr Thomas Moritz	13
Billie Mudie.....	13
Jo Mullen	14
Martin Necas	14
Grant Rees	14
Dean Rangihuna	14
Dr Animesh Singla.....	15
Dr Heidi Su	15
Stacey Thomas	15
A/Prof Sue Westerway.....	16
Prof Gillian Whalley	16
Dr Julian White	16
Your Own Clinic.....	16

Laura Aileone

Laura has spent the last 20 years working within health as a midwife, with the last decade also spent in clinical leadership and independent advisory roles including working with many DHBs, as well as regional and national agencies such as DHB Shared Services, Health Workforce New Zealand, Health Quality and Safety Commission, and the University of Auckland. Prior to this she was the Principal Advisor Primary, Community, and Rural for Te Aka Whai Ora and also worked within the Transition Unit as part of the establishment of Te Pae Tata. Laura has also helped lead the implementation of the Rural Generalist Model across Te Tai o Poutini and Waitaha. Laura is passionate about a whole of system view of Hauora and the ability for Te Aka Whai Ora to make meaningful impact on the significant equity imbalances that exist, and positivity shape not just current experience of our system but for generations to come. Laura is a registered midwife (BM, RM), has a Master's in Public Health (MPH) and a Master's in Business Administration (MBA). Laura lives in rural Waitaha with her husband and 3 children.



Dr Antony Bedggood

Antony was born in Christchurch, graduated from Otago medical school in 1996, and has trained and worked as an eye surgeon for the last 21 years in Christchurch, Wellington, Invercargill, and Brisbane Australia, and is the most experienced Paediatric Ophthalmologist in the south island, working almost full time in Christchurch Hospital where he is currently the sole sub-specialist in this interesting field. While the majority of his patients are children and adolescents he is also a very experienced general ophthalmologist, with particular skills in adult cataract surgery, glaucoma management, diabetes, and age-related macular degeneration. Antony also works as a Neuro-ophthalmologist as part of his role within CDHB, where he manages complex neurological eye problems. This fits in well with the management of children, who can experience neurologically caused disease.



Dr Iain Bell

Iain is a Specialist Musculoskeletal Medicine Physician working in private practice in Christchurch, and a Senior Lecturer at the University of Otago. He is the Clinical Lead in MSK Ultrasound at The Australian Institute of Ultrasound, and co-director of mskultrasound.co.nz, providing NZ based training for health professionals. Iain has presented at National and International conferences and seminars on MSK PoCUS. His clinical interests include interventional pain management, point-of-care ultrasound, and acute and chronic musculoskeletal problems in adults, particularly spinal pain.



Dr Rachel Belsham

Radiologist OBGYN, FRANZCR

Rachel is a Consultant Radiologist and has been practicing Obstetrics and Gynaecology imaging at Christchurch Hospital for the last 13 years. She loves teaching OBGYN Radiology and has given several local conference talks. In her spare time, Rachel enjoys baking and golf.



Dr Vanessa Bowden

Vanessa Bowden is a third year RANZCOG trainee. She has a budding interest in Maternal Fetal Medicine and high-risk obstetrics and particularly enjoys getting her hand on an ultrasound probe at any opportunity. She was awarded the Harvey Carey Memorial prize for her audit presentation on vasa praevia at last year's RANZCOG NZ ASM. She is currently working away on rotation in Dunedin but is usually based in Christchurch and calls this beautiful city her home. She plays golf in her spare time.



Greg Brogden

Greg has been a lawyer for over 30 years. Since 2001 he has specialised in health law, working for the Canterbury District Health Board and West Coast District Health Board, now part of Health New Zealand, Te Whatu Ora. Greg's work includes providing advice to the organisation and its employees on a wide range of matters; oversight of complaints to the Health and Disability Commissioner, Privacy Commissioner, and Ombudsman; attending Coroners inquests and other court matters; liaison with Police and anything in the 'too hard basket' that arrives on his desk. He is also the privacy officer for the Canterbury and West Coast districts. Health is an ever-changing environment which Greg finds both challenging and interesting.



Prof. Tim Buckenham

Clinical Professor and Consultant Vascular and Interventional Radiologist

Canterbury District Health Board University of Otago and University of Otago, Christchurch. Previously Professor and Consultant vascular and Interventional Radiologist, Monash Health and Monash university, Melbourne. His research interests are vascular US and Vascular disease. Tim has over 90 publications.



Dr Amy Burrows

Amy graduated from medical school in the UK in 2016.

She is a current FRANZCOG trainee at Christchurch Women's Hospital, working across the Obstetrics and Gynaecology service.




Penny Cain

Penny Cain is a senior sonographer who has worked at Christchurch Public and Women's Hospitals for the past 20 years. After training in private practice in Melbourne, she chose to return to the public hospital setting for the diverse work and opportunities it offers to help people. Penny enjoys teaching and strives to make ultrasound easy to understand for newcomers. She provides clinical ultrasound training to Obstetrics and Gynaecology registrars at Christchurch Women's Hospital. Working part-time also allows her time for family and to pursue her passion for music outside the hospital.



Dr Matt Chae

Dr Matt Chae is a final-year radiology registrar at Waikato Hospital. He attended medical school at Otago University in Dunedin and subsequently completed his clinical years at the Wellington branch. During his house officer years at Wellington Public Hospital, he developed a keen interest in Radiology which he has continued to pursue over the last 5 years. Born in South Korea, Matt grew up in Wellington from a young age and enjoys travelling. He is excited at the opportunity to share his recent project at the ASUM conference.



Dr Elza Cloete


Elza Cloete is a Neonatal Paediatrician at the Christchurch Women's Hospital Neonatal Intensive Care Unit. Originally from South Africa, she moved to New Zealand in 2006 and completed her specialist training in Auckland. Subsequent to that she embarked on doctoral studies at the University of Auckland's Liggins Institute and obtained a PhD investigating congenital heart disease in newborn babies. Elza moved to Christchurch in 2020 for a work opportunity in clinical practice. She holds a CCPU in Neonatal Ultrasound.



Marielle Craven

Marielle has been a Canterbury DHB employee for 15 years completing her ultrasound training in 2012. Her special interests in scanning include fetal medicine, paediatric scanning, and she enjoys teaching students ultrasound. She's a busy mum to three lovely growing children ages 9, 8, and almost 6.

She and her husband run a small lifestyle block and enjoy working towards being self-sufficient where possible. They are actively involved in their local church, school, and community south of Christchurch.



Nicole Curtis

Nicole may be the only Nutritionist Vascular Sonographer in existence. It is not a lonely life. When it comes to health and nutrition, virtually everyone has an opinion. Through years of research, Nicole tries her best to help sort the wheat from the chaff. What began as a career guiding healthful eating has shifted to front-line detection and diagnosis as a vascular sonographer. Nicole is motivated as a Vascular Sonographer, a Nutritionist, and a Researcher for the early prevention, detection, and treatment of preventable illnesses that are eating away at the health of our nation.



Rex de Ryke

Rex has been the Charge Sonographer within the Canterbury District Health Board (CDHB) radiology service since 2003.

He is past Chair of NZASUM and was an ASUM Director from 2016-2019. He received an Honorary ASUM Fellowship and Humanitarian Award in 2012, and was the Australasian Sonographer of the Year in 2018

Rex is passionate about all aspects of clinical ultrasound, with special interests in fetal medicine, fetal echocardiography, vascular, MSK and emergency medicine ultrasound.


As well as extensive clinical roles Rex is involved in ongoing sonographer and clinician education. He is a past ASUM Board Member has also been an examiner for ASUM. He teaches locally and nationally and is an accredited provider for several ASUM CCPU modules. Rex has presented at numerous national conferences and meetings, and at international meetings including ISUOG and ASUM.



Alison Deslandes

Alison trained as a general sonographer 14 years ago. After working in a variety of roles in both public and private settings, she now specialises in obstetrics and gynaecology. Alison lives in Adelaide (Kaurana land) and is the current ASUM President. Her key clinical interests are advanced gynaecological ultrasound, especially the sonographic diagnosis of endometriosis, 3D/4D imaging, and the psychosocial aspects of obstetric ultrasound.

Alison is a Ph.D. candidate with the IMAGENDO group at the University of Adelaide investigating the use of artificial intelligence in the development of transvaginal ultrasound scanning skills for the detection of endometriosis. She is also a social media enthusiast and can regularly be found on Twitter or Instagram under the handle @AliUltrasound.



Dr Ellen Edmonds

Ellen is a non-training Obstetrics and Gynaecology registrar. She is currently working at Christchurch Women's Hospital and is passionate about improving equity, education, and access to care within Obstetrics and Gynaecology. She grew up in a strong family of wāhine, being one of four daughters, in Pito-One, Te Whanganui-a-Tara. When she isn't working she enjoys running, mountain biking, and spending time in the kitchen making pastry and pasta.



Catherine Evans

With a challenging career change in her 40's, Catherine has a new lease on life as a recently qualified vascular sonographer (and was the last student to pass through ASUMs door). She has been well supported by the vascular team at Waikato Hospital where she continues to work. When not covered in gel, Catherine has the terrifying task of teaching her teenagers to drive but finds the beach and sea her place of refuge.



Darshna Govind

Darshna is a specialist vascular sonographer, currently employed at Wellington Hospital. She holds a Diploma of Medical Ultrasonography (DMUvasc), which she acquired during her training in Dunedin. With over a decade of extensive experience, Darshna has worked in many tertiary-level public hospitals as well as private settings. Having recently returned to New Zealand after a successful tenure in London, Darshna worked as a Senior Accredited Clinical Vascular Scientist (AVS) in several renowned teaching hospitals. Her primary role was at the Royal Free London NHS Trust, where she had a special interest in vascular anomalies and played a pivotal role in the specialist vascular malformation service. Darshna is committed to vascular ultrasound



education and research and is a regular speaker at national and international conferences.

Andrew Graham

Andrew Graham trained as a physiotherapist and after many years in clinical practice became a qualified sonographer. His post-graduate studies also include Sports Medicine (Auckland University) and Ultrasound Guided Procedures (University of Essex, London). Andrew predominantly works in the area of MSK and continues to be active in the sports community having worked with many national teams and individuals. His interest in ultrasound guided injections includes, steroid, PRP, and prolotherapy. Andrew is a regular speaker at the national and international ultrasound conferences.



Leanne Griffiths

Leanne Griffiths is the director of Onsite Ultrasound in Hawkes Bay, a sonographer-led practice that has been operating for 16 years. Leanne leads a team of 10 staff from 2 sites, Hastings and Napier. Onsite was set up to provide an alternative private ultrasound service in Hawkes Bay as there was only one private local provider at that time. Our focus is to provide a high-quality service to both patients and referrers.



Dave Grono

Dave has been a qualified sonographer for over 20 years. He was born in Sydney where he trained and worked for 10 years, spent a year in London while travelling, moving to Marlborough 11 years ago with his family. Dave has experience in a wide range of ultrasound examinations and a special interest in obstetrics and student training.



Laura Higham

Laura Higham completed her DMU in 2011 and has worked as a general and obstetric sonographer in the Wellington region since. She was awarded 'Outstanding Contribution by a New Graduate' in 2013 for her work digitising and streamlining the Radiology Department QA systems at Wellington Hospital. Laura enjoys being the mother to 3 children and working in her area of passion – offering ultrasound services in a hospital setting. Laura became the Charge Sonographer at Wellington Hospital in 2021 and leads a team of sonographers offering tertiary general, vascular, and obstetric ultrasound services. She is particularly interested in fetal medicine and fetal echocardiography. When she's not at work you will find her at the Pilates studio or spending time with her young family.



Gerry Hill

Gerry has over 30 years background of in health, with early involvement in intensive care nursing during her time in the UK. Following her undergraduate degree in health science, she has been involved with vascular ultrasound and research for over 22 years within the Department of Surgery, University of Otago. Gerry has a particular interest in venous disease and aortic aneurysms. She obtained her master's degree in 2011 looking into the role of venous perforators within a normal population. She is actively involved in the DMU board for ASUM and defines herself as truly passionate about everything vascular and extending her understanding in vascular research.



Sam Johnson

Sam grew up in Christchurch, New Zealand, where he developed a keen interest in both science and music. After moving to Dunedin, Sam studied a double major in music technology and genetics at The University of Otago. During this time, Sam actively immersed himself in the local music scene, playing in bands, DJing, and producing music. After graduating, Sam trained as a vascular sonographer at the Otago Vascular Laboratory, gaining a DMU at the end of 2022. Without intention, he combined his two passions of science and music and entered the exciting field of ultrasound. In his spare time, Sam enjoys activities such as rock climbing, tramping, cooking, and playing and recording music.



Dr Manar Khashram

Manar Khashram is a consultant vascular surgeon and the Head of Department at Waikato Hospital. He is also affiliated with the University of Auckland where he is involved with teaching and supervising undergraduate and postgraduate research students. He has several leadership roles nationally and internationally. He completed his PhD in 2017 and his work was focused on clinical decision-making and predictive model development in vascular surgery. He has more than 80 publications in peer-reviewed journals. He leads the “walk-in” Legs in Good Health Te Manawa Taki (LIGHT) high-risk foot clinic.



Dr Aasim Khan

Dr Aasim Khan is a Transplant Fellow at Royal North Shore Hospital in Sydney. He completed his training in General Surgery in 2022 and started his Post Fellowship training in Transplant Surgery. He is also a fully qualified and accredited medical sonographer. His key interests include renal access surgery and intraoperative ultrasound scanning.



Dr Zach Kidman

Dr Zach Kidman is a Fellow of the Australasian College of Phlebology and a Fellow of the Royal New Zealand College of General Practitioners. He graduated from Auckland University and then completed four years of advanced study specialising in the treatment of venous disorders. Zach has worked in private vein practice in Wellington and Auckland for over five years. His primary goal is to offer relief to patients experiencing pain and discomfort from vein disease, and to restore their confidence to enable them to live full and active lives. Zach lives in Auckland with his wife and four young children. His interests include ultra running marathons, skiing, water sports and time outdoors with his family.



Andy Kindon

Andy is a vascular sonographer at Christchurch Vascular Group. He has had a long-standing interest in abdominal aortic aneurysms, having worked as a clinical skills trainer in the UK’s AAA screening programme. Andy is currently carrying out research into AAA epidemiology as part of a PhD at the University of Canterbury.



Hannah Latta

Hannah is a Critical Care Flight Paramedic working in Wellington and a postgraduate lecturer at AUT University, New Zealand, which she joined in 2021 to lead the Paramedic Ultrasound Program. She has extensive experience in the ambulance and emergency care sector and is passionate about learning and continuing education to ensure patients receive the highest standard of care. Hannah completed her Master of Health Science in Aeromedicine at Otago University, New Zealand. Her passion is ultrasound and providing evidence-based care to the patient. She is currently completing her doctoral studies and is investigating how ultrasound can be integrated into the resuscitation of patients who are in cardiac arrest. Hannah's research aims to identify very 'low flow' states associated with pseudo-pulseless electrical activity.



Dr Jacques Loubser

Dr Jacques Loubser trained in Medicine at the University of Stellenbosch in South Africa and emigrated to New Zealand after working in the Cape for 3 years. In New Zealand, he started at Hawera Hospital, Taranaki before ending up at Christchurch where he completed his training in Emergency Medicine. He is passionate about anything that makes medicine safer for patients while giving more certainty in diagnosis as well as making the diagnostic process more efficient, satisfying, and fun. Ultrasound in medicine ticks all the boxes and continues to grow as a field. He is actively promoting ultrasound education as the clinical lead for ultrasound at Christchurch Hospital Emergency Department and he is currently embarked on a DDU with ASUM.



Josie Macfarlane

Josie Macfarlane works as a sonographer at Te Whatu Ora, Waitaha-Canterbury. She is dual-qualified in both general and vascular ultrasound and enjoys the interesting challenges of working in a busy public hospital. Josie is also currently enrolled as a Ph.D. student exploring the experiences of junior doctors and how prepared and able they are to carry out their medical imaging tasks. She enjoys shopping (too much) in her spare time as well as baking to bring to work to share with her colleagues.



Emma Manunui

Emma trained as an MRT at Unitec Auckland and spent the proceeding 10 years in Geelong, Australia. During her time in Australia, she worked across multiple modalities within the private sector and completed her post graduate diploma in ultrasound through the University of South Australia. She returned to New Zealand in 2019 where she joined the team at Waikato Hospital. Emma thoroughly enjoys the public sector and the clinical challenges, complexities, and learning opportunities which come with it. She is heavily involved with the DDH hip clinic working alongside the clinicians to provide the best service for the children.



Jo McCann

Jo has worked in variety of clinical and academic roles and is currently the Clinical Lecturer for Point of Care Ultrasound (PoCUS) at Otago Medical School, an Honorary Teaching Fellow at the University of Auckland, and Acting Charge Sonographer at Te Whatu Ora- Hutt Valley Hospital. A previous chair of ASUM New Zealand, and Chair of the DMU Board of Examiners, she is a current elected Sonographer Director of ASUM and a co-opted Admin Councillor for the World Federation of Ultrasound in Medicine and Biology (WFUMB). Jo strongly believes that everyone deserves access to high quality ultrasound no matter where they live or their personal circumstances. Jo is the programme director for RAD-AID South Pacific and volunteers for several Outreach programmes including PEARLs, and ASUM Outreach, and co-established the RAD-AID Pacific Obstetric programme teaching basic ultrasound skills to medical officers and midwives in the Pacific.



Grace McCauley

Grace McCauley is a sonographer at Te Whatu Ora Canterbury, a tertiary centre in Christchurch, New Zealand. She completed her Post Graduate Diploma of Health Sciences (Ultrasound) at The University of Auckland in 2021. During her training as a sonographer and since qualifying she has maintained her practice as a general radiographer and has a keen interest in where the two modalities combine.



Dr Rachael McEwing

Dr Rachael McEwing completed her Radiology training in Christchurch. She then embarked on a series of subspecialty Obstetrics and Gynaecology imaging Fellowships in Adelaide, San Diego, Paris, Berlin, and London. She has published several peer reviewed articles in her subspecialty area of interest in obstetrics and gynaecology ultrasound. She sits on several national advisory groups for maternity ultrasound, including the National Maternity Monitoring Group and Maternity Ultrasound Advisory Group, and was the Chair for the New Zealand Obstetric Ultrasound Guidelines group which published the national guideline in 2019. Rachael currently works for Pacific Radiology Canterbury and maintains a strong focus on quality in obstetrics and gynaecology ultrasound. She is an examiner for RANZCR and is involved in teaching sonographers, radiology registrars, and Fellows.



Rebecca Millen

Rebecca undertook the DMU Vasc in Dunedin and completed it in 2020. She has since moved and currently works at Auckland Hospital. Although enjoying all aspects of vascular ultrasound, Rebecca enjoys the niche of venous pathology and appreciates a good scientific discussion on unusual ultrasound findings.



Tamara Milne

Tamara Milne is an experienced Radiographer; a healthy, fit, young mum who faced the life-altering news “You have Breast Cancer”. Tamara qualified in 2009, gaining experience working both publicly and privately in a variety of hospitals and departments across NZ, Australia, and the UK. She enjoys a full, enriched life with her partner Ryan and their 3 beautiful, energetic boys. Tamara is grateful for the work experiences that ingrained in her the importance of knowing her normal and performing regular breast self-checks. This ultimately saved her life. She is now a woman on a mission to spread awareness around breast health and the lifesaving importance of self-checks.



Dr Thomas Moritz

Thomas is an Austrian-trained Radiologist with focus in musculoskeletal and paediatric Radiology. He trained at the Medical University of Vienna and the Kepler University in Linz, Austria before moving to New Zealand in 2017. Since then, he has been working as a Consultant Radiologist at Te Whatu Ora Waitaha Canterbury, where he has taken up the role of clinical lead for body ultrasound. His passion is ultrasound in general, with a focus on paediatrics and musculoskeletal applications, as well as teaching. He has undertaken scientific research particularly in the field of peripheral nerve ultrasound.



Billie Mudie

Billie Mudie was appointed to the Medical Radiation Technologists Board in July 2017. She is a Senior Lecturer and Director of the Bachelor of Radiation Therapy at the University of Otago and has over 30 years of experience as a radiation therapist in both New Zealand and the UK. Her research interests are in clinical education and assessment, and she is passionate about ensuring new graduates are the best they can be to continue the high quality of radiation therapy care in New Zealand.



Jo Mullen

Jo is a dedicated and experienced sonographer with a passion for public health, with over 20 years of experience in the field. She thrives on challenging and interesting cases, constantly seeking opportunities to expand her knowledge and expertise, and share her experience with others. Her areas of interest include gynaecology, vascular and general abdominal imaging, especially in the acute setting.



Martin Necas

Martin Necas is a specialist sonographer and an Associate Clinical Director of Ultrasound at Waikato Hospital, in Hamilton, New Zealand. Martin is an ultrasound enthusiast, clinical instructor, university lecturer, researcher, and author or co-author of 25 peer-reviewed scientific papers and clinical guidelines as well as an author of a textbook on artifacts in diagnostic ultrasound. Martin is a prolific conference speaker, having contributed over 250 presentations, workshops, and webinars. Martin's main areas of interest include general, vascular, neonatal, and contrast-enhanced ultrasound. Martin is a strong advocate for efficient, evidence-based, and clinically targeted utilisation of ultrasound imaging.



Grant Rees

Grant started his ultrasound career on a Picker linear scanner in 1978 and studied in Denver, Colorado in 1981-82. He has co-authored publications in Seminars in Roentgenology, Clinics of North America, the American Journal of Radiology, and a chapter in the first edition of Callen.

Grant was the Charge Sonographer of Ultrasound at Southland Hospital from 1978-2001. He started his sonographer-owned practice in 1995 while still working part-time at the hospital. Grant and his wife Valma sold the business in 2019 although he continued working at the practice for another 18 months. He is currently retired and still misses getting gel on his hands.



Dean Rangihuna

Dean has worked in mental health and addiction for over 20 years, providing a lived experience Māori cultural perspective into policy, planning and service development for tangata whāiora. He has worked in crisis resolution, forensic, adult, and child and youth inpatient services minimising restraint and seclusion events for Māori. In 2017, Dean was appointed to the Safe Practice Effective Communication (SPEC) governance committee, and the Health Quality Safety Commission's Māori Advisory Group working towards zero seclusion. He was a panel member of the 2018 Government Inquiry into Mental Health and Addiction, and in 2020 was appointed to the Māori expert reference panel for the Suicide Prevention Office. He is passionate about capacity and capability building for Māori workforce development and peer support in



the mental health and addiction sector. Dean believes in putting people and whānau at the centre in everything he does and listening to their voices. Dean's mantra is to be a servant to the people, and people might remember what you said or did, but they will remember how you made them feel.

Dr Animesh Singla


Dr Animesh Singla is a Vascular and Transplant Surgeon based at the Royal North Shore Hospital in Sydney, NSW.

He holds a Diploma of Diagnostic Ultrasound in Vascular Surgery and a Master of Surgical Sciences and is currently a Ph.D. candidate at the University of Sydney. His research interests include the use of peri- and intraoperative ultrasound to improve surgical care.



Dr Heidi Su

Dr Heidi Su has been working as a Gastroenterologist at Christchurch Hospital since 2019. Prior to this, she completed two years of Inflammatory Bowel Disease Fellowship at The Alfred in Melbourne, including one year as the Intestinal Ultrasound Fellow. She is a member of the International Bowel Ultrasound (IBUS) Group, and the Gastroenterology Network of Intestinal Ultrasound (GENIUS) group in Australia. She is the current clinical lead of the inflammatory bowel disease service at Christchurch Hospital.



Stacey Thomas

Stacey Thomas is a newly qualified sonographer at Te Whatu Ora Waikato and Pacific Radiology. She enjoys most aspects of ultrasound and particularly enjoys acute imaging, as well as musculoskeletal which she has been learning. She recently published a paper on transient intussusception with two of her colleagues at Waikato Hospital. Stacey is interested in New Zealand contemporary art and is a member of the Waikato District Health Board art committee that procure art that is hung throughout the hospital corridors, hoping to break down the barriers of fine art by making it available to everyone in a neutral setting. Stacey is moving to London this month and is looking forward to working for the NHS and exploring the UK and Europe.



A/Prof Sue Westerway

Sue became involved in the ultrasound industry in 1975, was a past ASUM president, and holds positions for the World Federation for Ultrasound in Medicine and Biology (WFUMB). Sue has authored over 60 peer-reviewed journal articles including education, O&G, and infection control in the clinical ultrasound environment.

Improving outcomes for patients undergoing medical ultrasound examinations has been a core mantra of her long ultrasound career which is reflected in her passion as a travelling educator for international aid projects including in the Pacific, Indonesia, Pakistan, Uganda, Bangladesh, and South Africa. Her contribution to ultrasound has resulted in a Churchill Fellowship & Life Memberships of ASUM & ASA.



Prof Gillian Whalley

Professor Gillian Whalley started her career as a cardiac sonographer over 35 years ago before beginning a career in research echocardiography. Her research interests include equity and appropriateness of echocardiography in different ethnic groups, including the role of normative reference values; using echocardiography for prognosis; the role of echocardiography for screening in asymptomatic high-risk populations; and indexing heart size for body composition. Her Ph.D. thesis (2006) evaluated the role of echocardiography in the management of patients with heart failure. Gillian has been involved with several rheumatic heart disease projects; has led several multi-centre international collaborative projects to show the independent clinical value of echo measurements. Currently, she balances clinical work with her academic role at the University of Otago in Dunedin. She is also the Editor-in-Chief of the Australasian Journal of Ultrasound in Medicine (AJUM) and serves on several other journal boards, including BMJ Open Heart, Heart, Lung & Circulation. She has co-authored approximately 200 peer-reviewed papers and her H-index is 38. ORCID link: <https://orcid.org/0000-0002-5713-6967>.



Dr Julian White

Julian White is an Otolaryngologist-Head and Neck Surgeon from Hamilton and works privately and as a senior surgeon at Te Whatu Ora – Waikato. He completed Head and Neck Surgery fellowships in Toronto and London, Canada. Julian uses ultrasound to assess neck masses and perform minor procedures. More recently Julian completed a sabbatical at Great Ormond Street and Evelina Hospitals in London, United Kingdom where he focused on Paediatric ENT. Julian is a past Head of the Department at Waikato and is President-elect of the New Zealand Society of Otolaryngology-Head and Neck Surgery.



Your Own Clinic

Ultrasound Limited enables and assists entrepreneurial sonographers to move from large corporate and hospital employment to supported and independently financed clinic ownership.

Ultrasound Limited offers:

1. Radiologist reporting
2. Equipment purchases and support
3. Booking, imaging, reporting, and PACS systems - installed and supported
4. IT Construction and Support - system interfaces, integration, and network security
5. Website replication and customisation

Funding – There is no need to self-fund – no need to re-mortgage your house - Ultrasound Limited have existing investors, prepared to fully fund new self-owned “Boutique” Clinics.